

HELIX CURVED STAIRLIFTS

RISING ABOVE LIFE'S TWISTS AND TURNS



BE INDEPENDENT. BE CONFIDENT. BE INFORMED.

About 36 million older adults fall each year, resulting in more than 32,000 deaths.

The direct medical costs of fall-related injuries total more than \$50 billion annually.

Falls are the second leading cause of injury-related deaths worldwide.

Reach **new heights** *AT HOME*

It's a common misconception that using the stairs is a great source of exercise. Yes, it's true for some, but when it becomes a struggle to use the steps, they can do far more harm than good. Up to 1 billion people in the world suffer from neurological disorders – that's 1 in 6 people worldwide - and more than 1 million knee and hip replacements combined are performed in the U.S. annually. No matter the cause of difficulty when using the stairs, you are not alone. Stop the stress, take back your independence, and enjoy your home again with the help of a stairlift.

CONQUERING YOUR CURVED STAIRCASE

Navigating your staircase shouldn't be stressful. Make stairs simple with a Harmar stairlift so you can maintain your independence, enjoy time with family and friends, and get things done when you want, where you want.



90%

of seniors would rather stay in their current homes.

10%

of homes are considered "aging-ready."

Harmar understands every home is unique, so sometimes a custom stairlift to fit your individual needs is necessary. Our custom Helix curved stairlift has a narrow profile, designed to mount closer to the wall and hug stairways with tighter bends for a continuous trip up and down the stairs.



With its ergonomic seating, premium customizable upholstery, and sleek rail, you'll enjoy each ride, stress-free.

BUILT TO LAST WITH STYLE

- True-curve system saves space
- Custom built with durability
- Smooth, easy ride
- Fast production lead times
- Available for interior or exterior

Peace Of Mind Features



Space-saving seat folds to 16" while not in use so others can pass by.



Retractable seat belt standard on Helix models.




Integrated sensor plates detect obstructions and stop the lift.

Precision Fabricated and Designed

Harmar's Helix is available for indoor and outdoor applications. The highly durable steel rails are welded together to ensure your travels from floor to floor are uninterrupted. Exterior applications are designed with weatherproof upholstery for continued use through the seasons with proper care. If you're concerned about your home's aesthetic, enjoy choosing a color combination that would work best inside (or outside!) your home.




Outdoor applications



Tight turns



Top and bottom landings



Unique staircase layouts

Professional Installation

Harmar dealers and installers undergo rigorous virtual and in-person training and certification at one of Harmar's three training facilities.

How can the Helix be fabricated to perfectly fit your staircase? Our dealers and installers are provided a precision calibrated camera and marker kit for a digitally accurate evaluation to measure your staircase. The images captured are then sent to our engineering and design team who will then create drawings of your new lift and send them to your Harmar dealer. You and your dealer, once happy with the details, will sign off on the drawings – and your lift will begin the fabrication process in our Sarasota, FL facility.

During your scheduled installation, all operations are reviewed to ensure the most optimal ride. Our installers go over all the operations with you until you're comfortable with your Helix.




Beige rail with tight 180° turn on the inside wall of stairs



Black rail with 90° turn against the banister side of the stairs



Beige rail with long sweeping turn on the wall side of the stairs



Black rail with wide 180° turn on the wall side of stairs



Beige rail with tight 180° turn on the inside wall of stairs

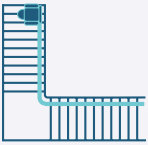
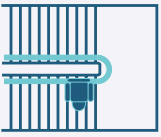





Harmar is the leading accessibility and mobility device lift manufacturer and is inspired by those who are mobility challenged. Harmar is driven to create products that help or enable people to go where they want, when they want.

Founded in 1998, Harmar has a proud history of growth by evolving our product lines to improve our customers' daily lives. Our wide variety of lifts help our customers of all ages maintain their independence at home, spend time with their loved ones, and enjoy continued community engagement. All Harmar lifts are assembled in the USA, which means quality you can depend on. We lift lives.

HELIX CURVED STAIRLIFT SPECIFICATIONS

HELIX MODELS

	CSL590-18	<ul style="list-style-type: none"> - 90° first turn - Up to 18' rail
	CSL590-24	<ul style="list-style-type: none"> - 90° first turn - Up to 24' rail
	CSL580-18	<ul style="list-style-type: none"> - 180° first turn - Up to 18' rail
	CSL580-24	<ul style="list-style-type: none"> - 180° first turn - Up to 24' rail
	CSL570	<ul style="list-style-type: none"> - Sweep - Up to 24' rail
	CSL560	<ul style="list-style-type: none"> - Spiral - Up to 24' rail
	CSL510	<ul style="list-style-type: none"> - Straight with overrun - Up to 16' rail
	CSL511	<ul style="list-style-type: none"> - Straight with intermediate landing - Up to 16' rail

Additional operations include 90° turns, 180° turns, parks, intermediate landings, drop nose, and top overruns.

SPECIFICATIONS

Options	<ul style="list-style-type: none"> - Emergency stop button - Key switch - Additional call/send - Additional charging station - Black or beige rail, chassis, upholstery - Outdoor package
Weight Capacity	<ul style="list-style-type: none"> - 350 lb
Drive System	<ul style="list-style-type: none"> - Steel rack and pinion
Lift Speed	<ul style="list-style-type: none"> - 20 FPM
Seat	<ul style="list-style-type: none"> - 19" x 15"
Folded Width	<ul style="list-style-type: none"> - 16" from wall
Power	<ul style="list-style-type: none"> - 24V DC
Track Length	<ul style="list-style-type: none"> - 16', 18' and 24' standard depending on configuration - Extra rail up to 164'
Incline Limit	<ul style="list-style-type: none"> - up to 53°* - 57° drop nose (only start of the lift)* - *inclines above 45° may require local jurisdiction approval.
Certified	<ul style="list-style-type: none"> - ETL listed - CSA B44.1/ASME A17.5-2019 - Safety standard ASME A18.1-2020 - Rated commercial & residential
Warranty	<ul style="list-style-type: none"> - Limited lifetime on drive system, structure - 2-year parts - 1-year battery



1500 Independence Blvd., Suite 220
 Sarasota, FL 34234
 800-833-0478
Harmar.com

*Images used for this brochure are for illustrative purposes only, please refer to local code for specific configuration requirements.